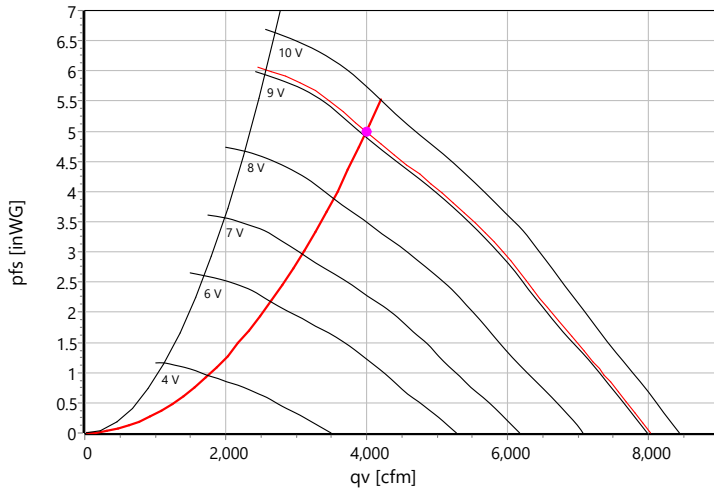




Type: **GKHM 450-CII.147.6FF IE Gen3**
Module
Part no.: N88-45701



Curve:



p: 1.15 kg/m³ ; Data @ 400 V

Operating Point:

q _v	4000	cfm
p _{fs}	5	inWG
p _{fd}	0.14	inWG
η _{ed,fs}	65	%
η _{ed,tot}	67	%
P _{ed}	3.64	kW
I	5.6	A
n	2289	r/min
L _{WA, AIN}	82	dB(A)
U _C	9.1	V
v	25.28	ft/s
SFP	1928	Ws/m³
t _{R, OP}	48	°C
P _{Düse}	3	inWG

Fan Energy Index:

according to AMCA 208-18		
FEI	1.43	

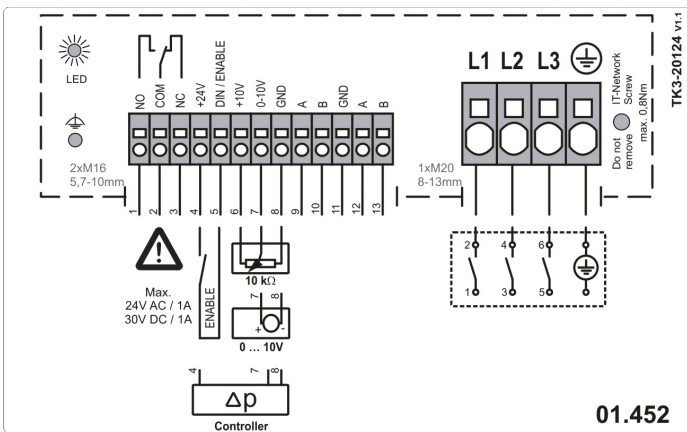
Nominal Data:

U [V]	f [Hz]	Data @ [V]	P _{ed} [kW]	I _N [A]	n _N [r/min]	t _R [°C]	k ₁₀ [m²s/h]	Eff.-Rating	IP	m [kg]
3~380-480	50/60	400	4.22	6.7	2400	-25 .. +40	191	IE5	IP 54	38
		460		5.7						

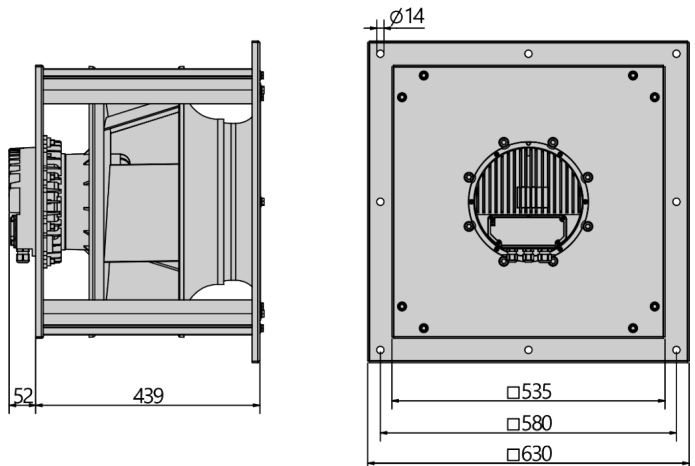
Sound Data:

Frequency	Σ	63Hz	125Hz	250Hz	500Hz	1kHz	2kHz	4kHz	8kHz	Distances	1 m	4 m
L _{wA(A,in)} [dB(A)]	82	43	60	75	75	76	76	71	66	L _{pA(A,in)} [dB(A)]	75	65
L _{wA(A,out)} [dB(A)]	88	49	64	82	82	81	81	77	69	L _{pA(A,out)} [dB(A)]	81	71

Wiring Diagram:



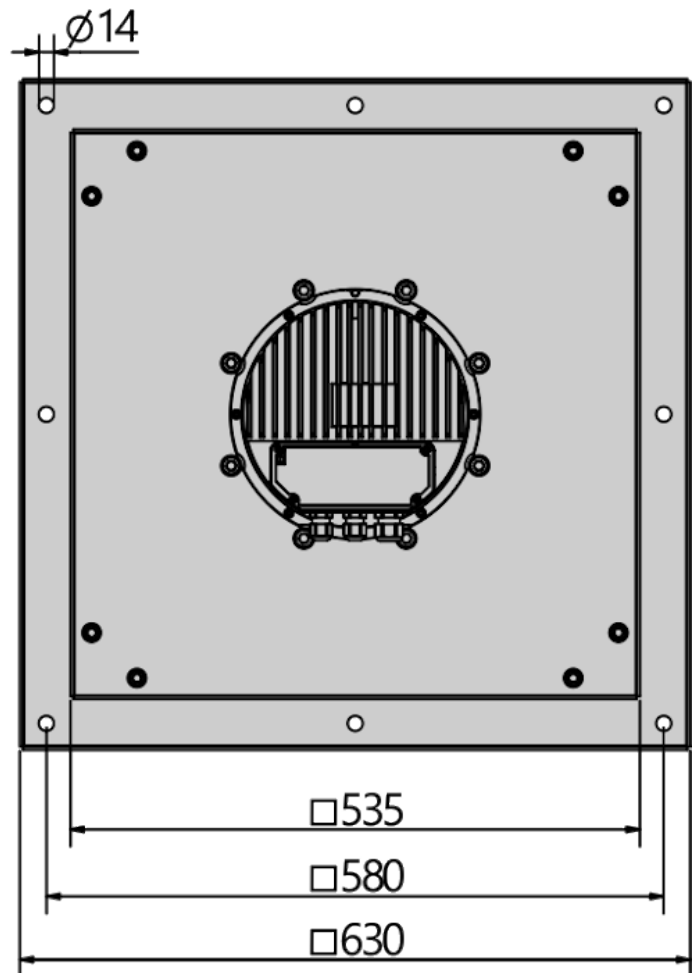
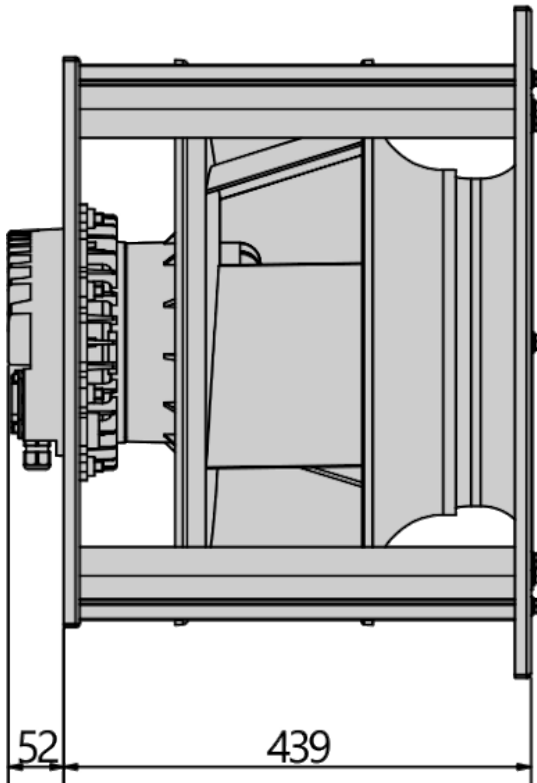
Drawing:



Attention: Start-up times up to ~ 20 - 60 sec. depending on motor-impeller combination, motor load and number of operation.
Please note during project planning (e.g. for condenser units in refrigeration circuits)!

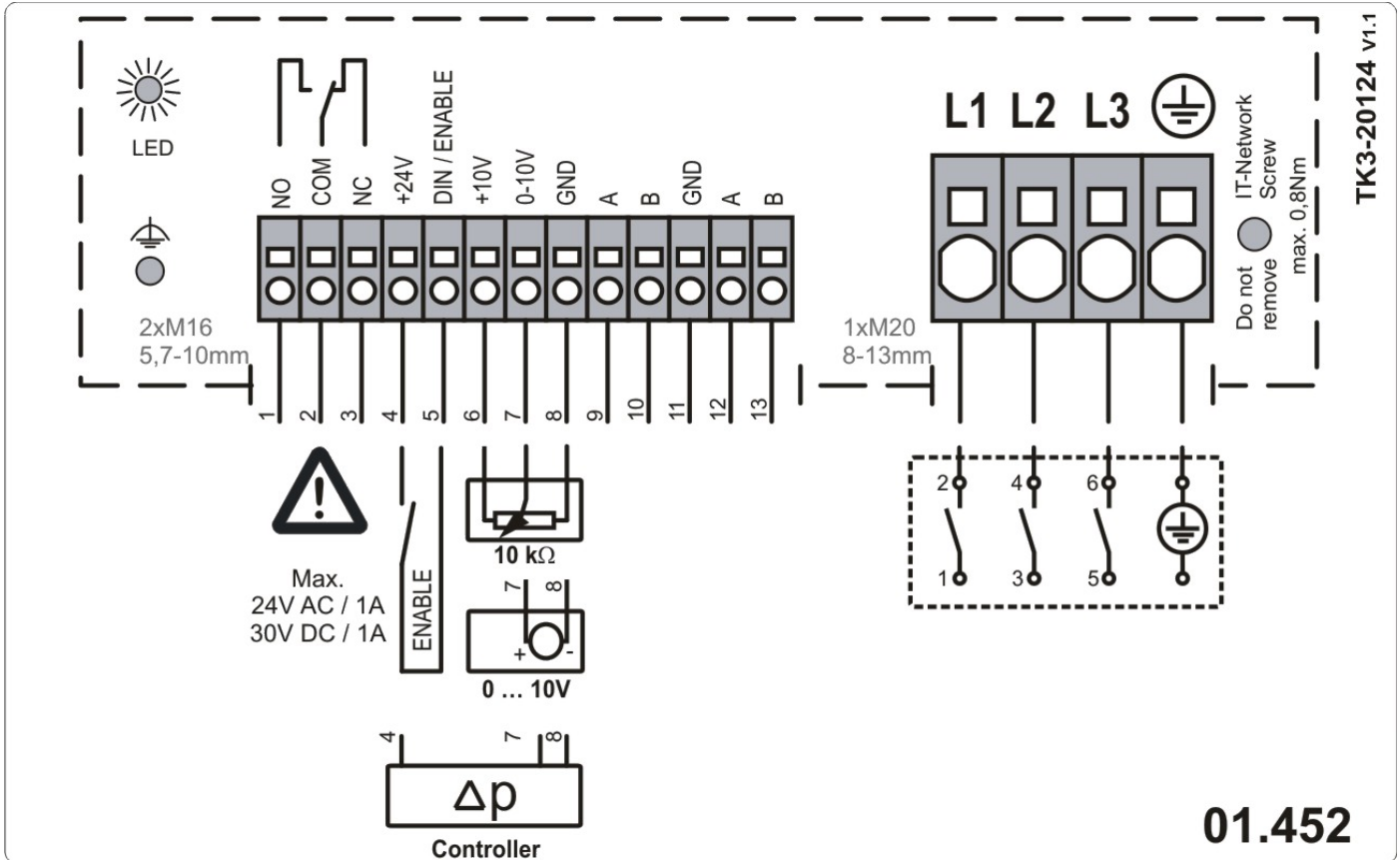


Type: **GKHM 450-CII.147.6FF IE Gen3**
 Module
 Part no.: N88-45701





Type: **GKHM 450-CII.147.6FF IE Gen3**
 Module
 Part no.: N88-45701

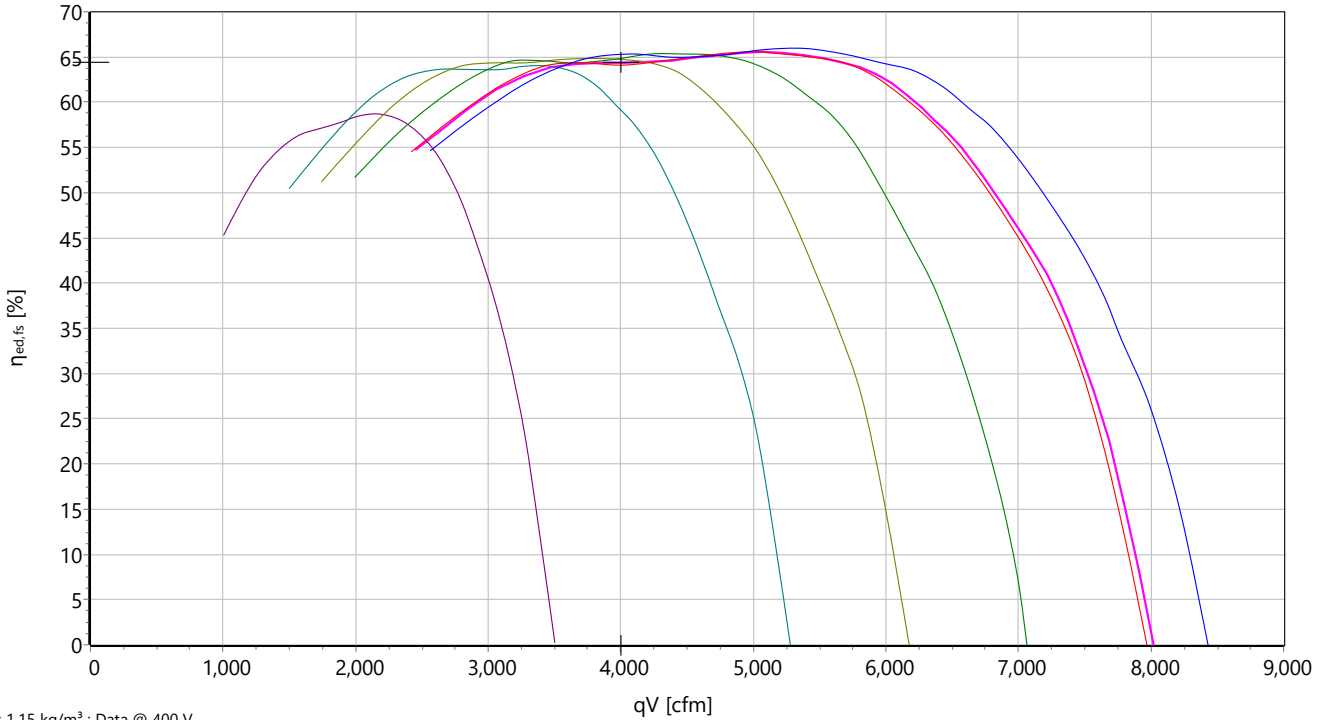




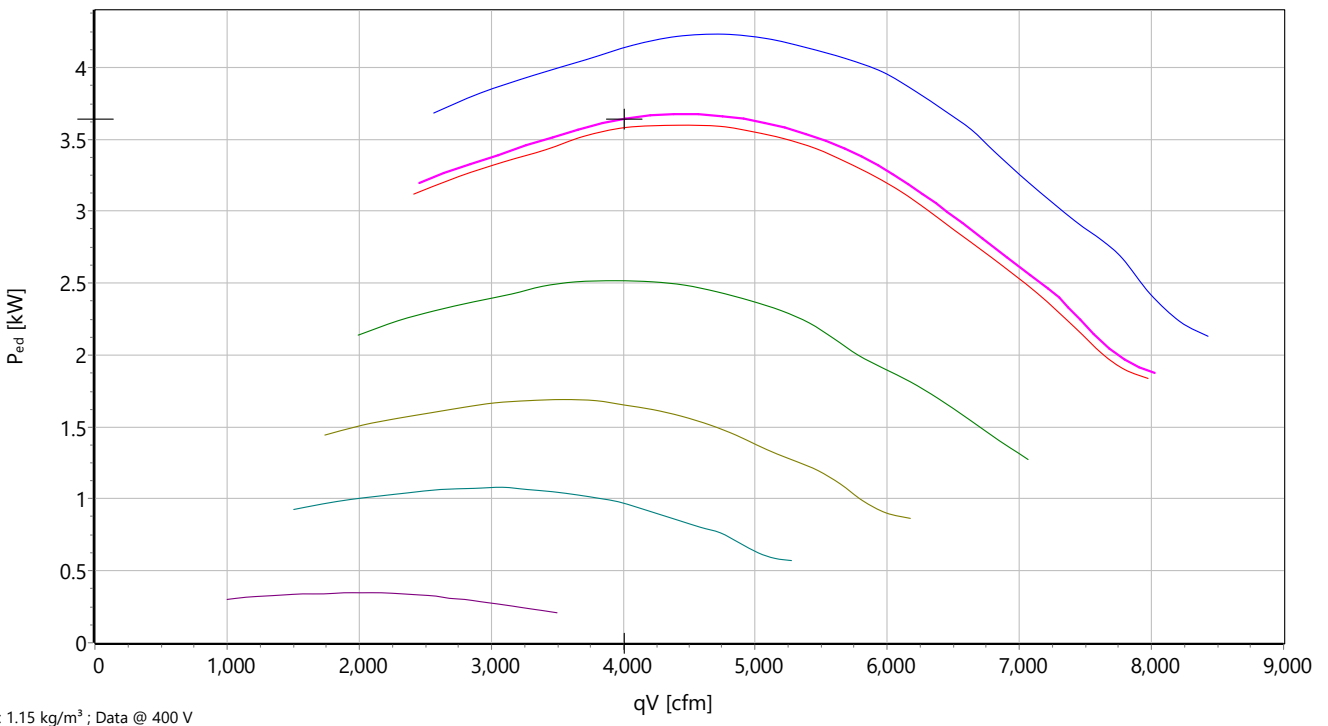
Type: **GKHM 450-CII.147.6FF IE Gen3**
 Module
 Part no.: N88-45701



stat. Efficiency



Input power





Type: **GKHM 450-CII.147.6FF IE Gen3**
 Module
 Part no.: N88-45701



Sound power

