

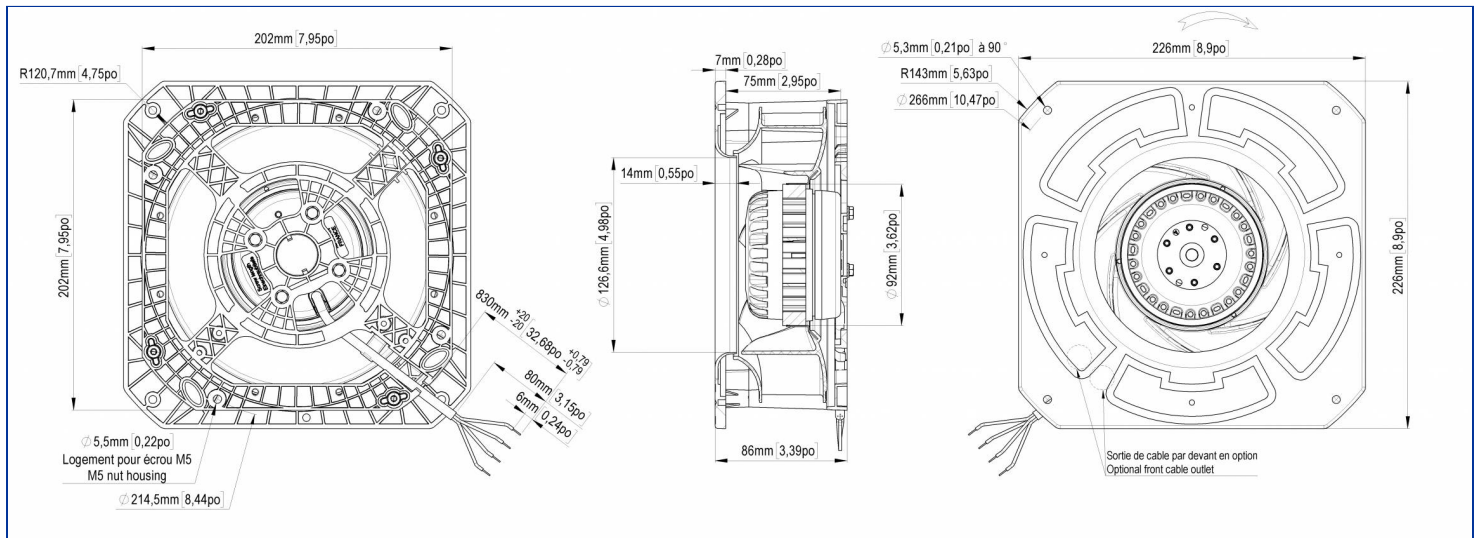


Designation **2RRMu15 192x40R**

Range Backward curved centrifugal fans with single phase asynchronous motor

ELECTRICAL DATA


Speed	SGV	SGV
Tension (V)	230	230
Frequency (Hz)	50	60
Current (A)	0.27	0.31
Maximum current (A)	0.32	0.36
Power (W)	59	70
Maximum power (W)	64	77
Rotation (RPM)	2510	2825
Cos Φ	0.950	0.982
Temperature min/max (°C)	-40/+70	-40/+70
Capacitor (µF)	2.00	2.00
U_condo (V)	400	400



MARKING & STANDARDS

Conformity

- CE
- UL 2RS915 2111 REC92 MonoPhasé (XEW2,8)
File number E135223



The product is manufactured in accordance with EN 60335-1, UL2111, and RoHS directive 2015/863/CE
IP class according to EN 60034-5 to be checked with operation and installation

Issued: 2022-01-27 at 14:36 Documentations and pictures are non contractual, all the data of the technical file and the drawing are subject to change.

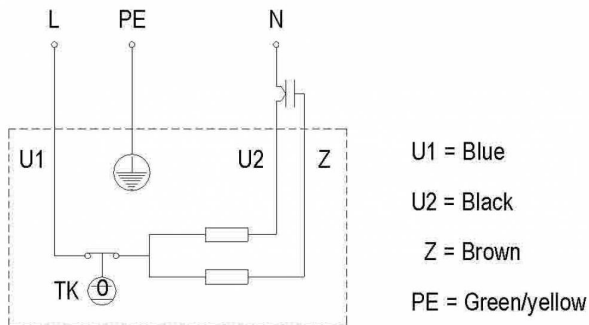
EN - Page 1 / 4

TECHNICAL DATA

Description

- Weight: 1.67 kg
- With Condensat Drain Holes
- Class F
- Protection level: 44 | Protection against ingress of solid with diameter ≥ 1 mm / Protection against ingress of water : splashing
- Motor's protection T150° C UL Automatic reset
- Bearing type: 2 ball bearings 608ZZ
- Balance level: G2.5

Wiring diagram



Finishes

- Option: Cable exit from the front
- Rotor : black paint
- Plastic impeller | Material : PPC-T20 UL94 V-0



ADDITIONAL DATA

Accessories

- 19217 | Capacitor
- 21181 | Finger guard

Documentations

- Operating and recycling manual
<http://www.ecofit.com/anglais/normes>

Measurement setup

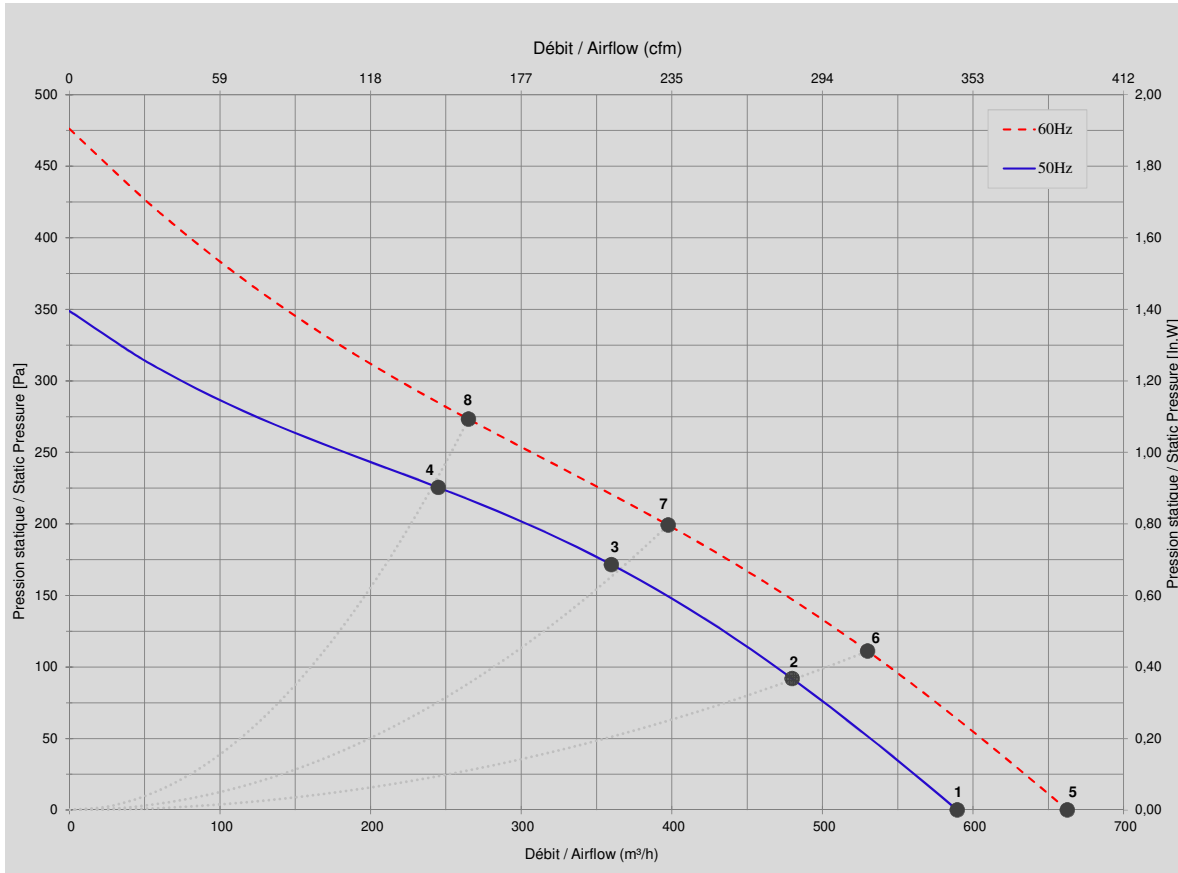
- Ouie 16290-0 Ouie pour 192 e-wheel

ERP DATA

ErP Directive ErP (EU 2009/125/EC) not applicable:

- Power at optimum energy efficiency point <125W

TECHNICAL DATA



Mesures / Measured Values *

	Un (V)	F (Hz)	C (µF)	P (W)	n (RPM)	Q (m³/h)	P (Pa)	Q (cfm)	P (In.W)	Lp _n (dBA)
1	230	50	2	59	2515	590	0	347	0,000	62,0
2	230	50	2	62	2429	480	92	283	0,368	58,0
3	230	50	2	64	2377	360	172	212	0,687	54,0
4	230	50	2	63	2410	245	225	144	0,903	55,0
5	230	60	2	70	2825	663	0	390	0,000	64,0
6	230	60	2	74	2686	530	111	312	0,445	60,0
7	230	60	2	77	2587	398	199	234	0,798	56,0
8	230	60	2	75	2645	265	273	156	1,095	58,0

* Air performance measured according to: ISO 5801, installation category C.
Intake-side sound level: according to ISO 3744, LpA measured at 1 m distance from fan axis. The values given are only applicable under the specified measuring conditions and may differ depending on the installation conditions. In the event of deviation

The product is manufactured in accordance with EN 60335-1, UL2111, and RoHS directive 2015/863/CE
IP class according to EN 60034-5 to be checked with operation and installation